



COOLCAP® - COOLING ARBORS

For an efficient cooling and an increased process reliability



 **pokolm**
PREMIUMTOOLS. WE KNOW HOW.

COOLCAP® - MILLING AND MEDIA OPTIMISED COOLING ARBORS

COOOLCAP®-arbors from POKOLM are the new optimal system for effective cooling of end mills. The fact is, with COOLCAP®-arbors, the volume flow and discharge velocity are perfectly matched to the various mill diameters and the different cooling media. Effective, direct cooling facilitates higher speeds and chips are safely removed from the cutting zone.

Additionally, the best possible lubrication action in the cutting zone also guarantees a high surface quality. That makes your milling process faster, more efficient and safer - indispensable prerequisites for optimised machining performance.



Machine connection

COOLCAP®-arbors are available in the configurations **HSK 63 - Form A**, **HSK 100 - Form A** and **SK 40**, **DIN 69 871 AD**

Cooling media

COOLCAP®-arbors are equipped with different caps for **air/MLQ** or for **emulsion**.



End mills

COOLCAP®-arbors are designed for solid carbide end mills and extensions diam. **6, 8, 10, 12 and 16 mm for shrinking** or for **Waldon shank**

COOLCAP® EXCELLENT ATTRIBUTES AT A GLANCE

- ⊕ Volume flow and discharge velocity are perfectly matched to the different mill diameters
- ⊕ Various COOLCAP®, structurally designed for the various cooling media of air/MLQ or emulsion
- ⊕ Ring-shaped cooling jet for ideal cooling performance and chip flushing
- ⊕ The selective supply reduces the compressed air consumption while increasing effectiveness
- ⊕ Longer lifetime of the milling tool
- ⊕ The low mass of the cap of less than 30 g does not influence the balance quality of the arbor (G 6.3 at 18,000 / 12,000 rpm)
- ⊕ When necessary, caps can be simply, quickly and cost-effectively replaced without influencing the usability of the arbors
- ⊕ Through the subsequent installation of the caps, it cannot impair the shrinking process
- ⊕ Sealing without sensitive gaskets or other sealing materials
- ⊕ The annular gap reduces the danger of blockage due to particles
- ⊕ Simple installation with the application tool
- ⊕ Increased process reliability when using milling cutter bodies with indexable inserts in connection with extensions by removing the chips from the cutting area



COOLCAP® in action: uniform, ring-shaped cooling jet

COOLCAP® operating principle

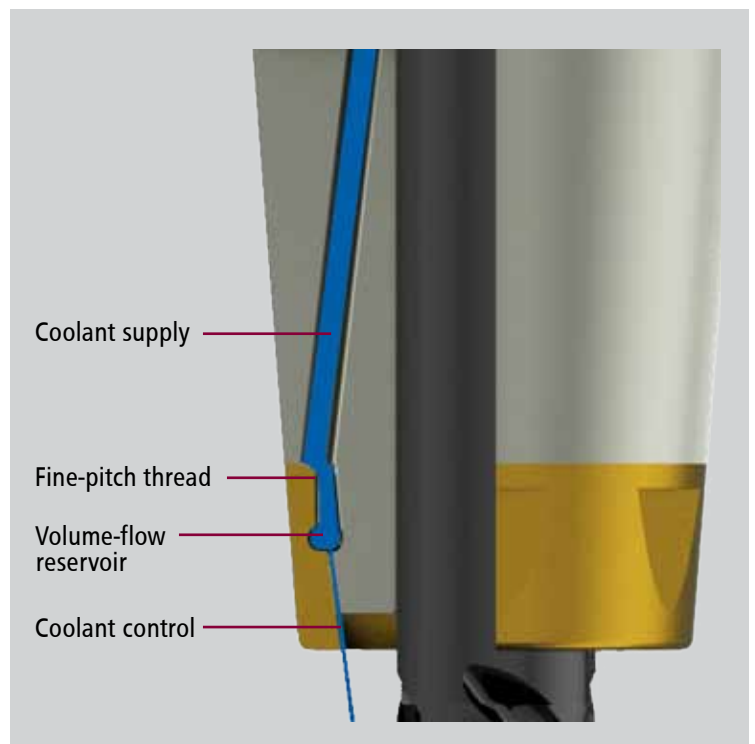
Replaceable COOLCAP®-caps, perfectly matched to the various cooling media, are a decisive factor for achieving excellent milling performance.



COOLCAP® for emulsions guarantee the highest possible plus a targeted volume flow, which effectively removes chips from the cutting zone even with large tools.



On top of that, with its extremely small discharge aperture, **COOLCAP® for air-cooling** reduces the use of expensive compressed air.





HSK 63 FORM A

for shrinking | CoolCap®

- Hollow taper shank arbors according to DIN69893 form A, maximum precision
- fine balanced to G 6.3 gmm at 18,000 rpm
- with internal coolant supply and bore hole for the coolant supply tube
- effective direct cooling for solid carbide end mills because of a ring-shaped cooling jet
- increased process reliability when using milling cutter bodies with indexable inserts in connection with extensions by removing the chips from the cutting area

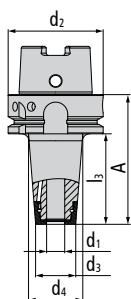
1/2 ▶

for shrinking | CoolCap®

Catalogue no.

d₁ l₃ A d₃ d₄ d₂ Form/DIN l₂ l₁

Accessories Features



for diam. 6

50 06 A63 SR1	diam. 6	50	76	16.5	24.4	HSK 63	form A	-	-	A, B, C, H, M, N	
75 06 A63 SR1	diam. 6	75	101	16.5	28.33	HSK 63	form A	-	-	A, B, C, H, M, N	
100 06 A63 SR1	diam. 6	100	126	16.5	32.3	HSK 63	form A	-	-	A, B, C, H, M, N	

for diam. 8

50 08 A63 SR1	diam. 8	50	76	20.5	27.4	HSK 63	form A	-	-	A, B, D, I, M, N	
75 08 A63 SR1	diam. 8	75	101	20.5	32.33	HSK 63	form A	-	-	A, B, D, I, M, N	
100 08 A63 SR1	diam. 8	100	126	20.5	36.3	HSK 63	form A	-	-	A, B, D, I, M, N	

for diam. 10

50 10 A63 SR1	diam. 10	50	76	22.5	30.4	HSK 63	form A	-	-	A, B, E, J, M, N	
75 10 A63 SR1	diam. 10	75	101	22.5	34.3	HSK 63	form A	-	-	A, B, E, J, M, N	
100 10 A63 SR1	diam. 10	100	126	22.5	38.3	HSK 63	form A	-	-	A, B, E, J, M, N	

for diam. 12

60 12 A63 SR1	diam. 12	60	86	26.5	36	HSK 63	form A	-	-	A, B, F, K, M, N	
75 12 A63 SR1	diam. 12	75	101	26.5	38.33	HSK 63	form A	-	-	A, B, F, K, M, N	
100 12 A63 SR1	diam. 12	100	126	26.5	42.3	HSK 63	form A	-	-	A, B, F, K, M, N	

internal coolant supply
 latest items!

suitable for high-speed machining
 available as long as stock lasts

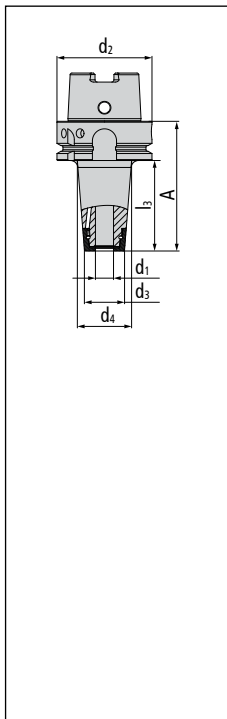
balance grade
 on request

clamping flat
 stock item, subject to confirmation

for shrinking | CoolCap®

Catalogue no.

d₁ l₃ A d₃ d₄ d₂ Form/DIN l₂ l₁ Accessories Features



for diam. 16		d ₁	l ₃	A	d ₃	d ₄	d ₂	Form/DIN	l ₂	l ₁	Accessories	Features
60 16 A63 SR1	diam. 16	60	86	31.5	41	HSK 63	form A	-	-	A, B, G, L, M, N		G 6.3 (18.000)
100 16 A63 SR1	diam. 16	100	126	31.5	47.3	HSK 63	form A	-	-	A, B, G, L, M, N		G 6.3 (18.000)

Accessories				
 KMR-63A coolant supply tube for HSK-tooling A > Page 12	 SCHLUESSELHSK63 spanner for coolant tube B > Page 12	 SR1 S06 SW17 COOLCAP®-Screw-On Cap for shrinking Ø 6 C > Page 12	 SR1 S08 SW21 COOLCAP®-Screw-On Cap for shrinking Ø 8 D > Page 12	 SR1 S10 SW22 COOLCAP®-Screw-On Cap for shrinking Ø 10, E > Page 12
 SR1 S12 SW27 COOLCAP®-Screw-On Cap for shrinking Ø 12 F > Page 12	 SR1 S16 SW32 COOLCAP®-Screw-On Cap for shrinking Ø 16 G > Page 12	 SR1 A06 SW17 COOLCAP®-Screw-On Cap for shrinking Ø 6 H > Page 12	 SR1 A08 SW21 COOLCAP®-Screw-On Cap for shrinking Ø 8 I > Page 12	 SR1 A10 SW22 COOLCAP®-Screw-On Cap for shrinking Ø 10, J > Page 12
 SR1 A12 SW27 COOLCAP®-Screw-On Cap for shrinking Ø 12 K > Page 12	 SR1 A16 SW32 COOLCAP®-Screw-On Cap for shrinking Ø 16 L > Page 12	 SR1 ZSW 001 COOLCAP®-applying tool M > Page 13	 DMS 3/8 8-60 NM torque wrench 3/8" N > Page 13	

Important: the scope of delivery of each COOLCAP® cooling arbor includes one cap each. When ordering, please always state whether you want a cap for air/MMS or a cap for emulsion/cooling water. Additional caps can be ordered separately. Always tighten and loosen caps only with an application tool or a box wrench!



HSK 63 FORM A

for Weldon shank | CoolCap®

- Hollow taper shank arbors according to DIN69893 form A, maximum precision
- fine balanced to G 6.3 gmm at 18,000 rpm
- with internal coolant supply and bore hole for the coolant supply tube
- effective direct cooling for solid carbide end mills because of a ring-shaped cooling jet
- increased process reliability when using milling cutter bodies with indexable inserts in connection with extensions by removing the chips from the cutting area

for Weldon shank | CoolCap®

Catalogue no.	Dimensions							Form/DIN	I ₂	I ₁	Accessories	Features
	d ₁	l ₃	A	d ₃	d ₄	d ₂						
for diam. 10												
50 10 A63 SR1 W	diam. 10	50	76	22.5	30.4	HSK 63	form A	-	-	C, D, E, F, I, L, M		
for diam. 12												
60 12 A63 SR1 W	diam. 12	60	86	26.5	36	HSK 63	form A	-	-	A, D, E, G, J, L, M		
for diam. 16												
60 16 A63 SR1 W	diam. 16	60	86	31.5	41	HSK 63	form A	-	-	B, D, E, H, K, L, M		
Accessories												
 M12X10 screw A > Page 12	 M14X12 screw B > Page 12	 M10X10 screw for reduction sleeve C > Page 12	 KMR-63A coolant supply tube for HSK-tooling D > Page 12	 SCHLUESSELHSK63 spanner for coolant tube E > Page 12	 SR1 S10 SW22 COOLCAP®-Screw-On Cap for shrinking Ø 10 F > Page 12	 SR1 S12 SW27 COOLCAP®-Screw-On Cap for shrinking Ø 12 G > Page 12	 SR1 S16 SW32 COOLCAP®-Screw-On Cap for shrinking Ø 16 H > Page 12	 SR1 A10 SW22 COOLCAP®-Screw-On Cap for shrinking Ø 10 I > Page 12	 SR1 A12 SW27 COOLCAP®-Screw-On Cap for shrinking Ø 12, J > Page 12	 SR1 A16 SW32 COOLCAP®-Screw-On Cap for shrinking Ø 16 K > Page 12	 SR1 ZSW 001 COOLCAP®-applying tool L > Page 13	 DMS 3/8 8-60 NM torque wrench 3/8" M > Page 13

Important: the scope of delivery of each COOLCAP® cooling arbor includes one cap each. When ordering, please always state whether you want a cap for air/MMS or a cap for emulsion/cooling water. Additional caps can be ordered separately. Always tighten and loosen caps only with an application tool or a box wrench!

internal coolant supply
 latest items!

suitable for high-speed machining
 available as long as stock lasts

balance grade
 on request

clamping flat
 stock item, subject to confirmation

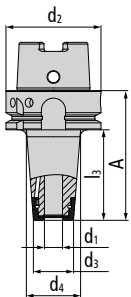
HSK 100 FORM A

for shrinking | CoolCap®

- Hollow taper shank arbors according to DIN69893 form A, maximum precision
- fine balanced to G 6.3 gmm at 12,000 rpm
- with internal coolant supply and bore hole for the coolant supply tube
- effective direct cooling for solid carbide end mills because of a ring-shaped cooling jet
- increased process reliability when using milling cutter bodies with indexable inserts in connection with extensions by removing the chips from the cutting area



for shrinking CoolCap®	Catalogue no.							Form/DIN			Accessories	Features
	d ₁	l ₃	A	d ₃	d ₄	d ₂	l ₂	l ₁				



for diam. 6											
100 06 A100 SR1	diam. 6	100	129	16.5	32.3	HSK 100	form A	-	-	A, B, C, H, M, N	
for diam. 8											
100 08 A100 SR1	diam. 8	100	129	20.5	36.3	HSK 100	form A	-	-	A, B, D, I, M, N	
for diam. 10											
100 10 A100 SR1	diam. 10	100	129	22.5	38.3	HSK 100	form A	-	-	A, B, E, J, M, N	
for diam. 12											
100 12 A100 SR1	diam. 12	100	129	26.5	42.3	HSK 100	form A	-	-	A, B, F, K, M, N	
for diam. 16											
100 16 A100 SR1	diam. 16	100	129	31.5	47.3	HSK 100	form A	-	-	A, B, G, L, M, N	

Accessories				
 KMR-100A coolant supply tube for HSK-tooling A > Page 12	 SCHLUESSELHSK100 spanner for coolant tube B > Page 12	 SR1 S06 SW17 COOLCAP®-Screw-On Cap for shrinking Ø 6 C > Page 12	 SR1 S08 SW21 COOLCAP®-Screw-On Cap for shrinking Ø 8 D > Page 12	 SR1 S10 SW22 COOLCAP®-Screw-On Cap for shrinking Ø 10, E > Page 12
 SR1 S12 SW27 COOLCAP®-Screw-On Cap for shrinking Ø 12 F > Page 12	 SR1 S16 SW32 COOLCAP®-Screw-On Cap for shrinking Ø 16 G > Page 12	 SR1 A06 SW17 COOLCAP®-Screw-On Cap for shrinking Ø 6 H > Page 12	 SR1 A08 SW21 COOLCAP®-Screw-On Cap for shrinking Ø 8 I > Page 12	 SR1 A10 SW22 COOLCAP®-Screw-On Cap for shrinking Ø 10, J > Page 12
 SR1 A12 SW27 COOLCAP®-Screw-On Cap for shrinking Ø 12 K > Page 12	 SR1 A16 SW32 COOLCAP®-Screw-On Cap for shrinking Ø 16 L > Page 12	 SR1 ZSW 001 COOLCAP®-applying tool M > Page 13	 DMS 3/8 8-60 NM torque wrench 3/8" N > Page 13	

Important: the scope of delivery of each **COOLCAP®** cooling arbor includes one cap each. When ordering, please always state whether you want a cap for air/MMS or a cap for emulsion/cooling water. Additional caps can be ordered separately. Always tighten and loosen caps only with an application tool or a box wrench!



HSK 100 FORM A

for Weldon shank | CoolCap®

- Hollow taper shank arbors according to DIN69893 form A, maximum precision
- fine balanced to G 6.3 gmm at 12,000 rpm
- with internal coolant supply and bore hole for the coolant supply tube
- effective direct cooling for solid carbide end mills because of a ring-shaped cooling jet
- increased process reliability when using milling cutter bodies with indexable inserts in connection with extensions by removing the chips from the cutting area

for Weldon shank | CoolCap®

Catalogue no.	Dimensions							Form/DIN	I ₂	I ₁	Accessories	Features
	d ₁	l ₃	A	d ₃	d ₄	d ₂						
for diam. 10												
100 10 A100 SR1 W	diam. 10	100	129	22.5	30.4	HSK 100	form A	-	-	C, D, E, F, I, L, M		
for diam. 12												
100 12 A100 SR1 W	diam. 12	100	129	26.5	36	HSK 100	form A	-	-	A, D, E, G, J, L, M		
for diam. 16												
100 16 A100 SR1 W	diam. 16	100	129	31.5	41	HSK 100	form A	-	-	B, D, E, H, K, L, M		
Accessories												
M12X10 screw A > Page 12	M14X12 screw B > Page 12	M10X10 screw for reduction sleeve C > Page 12	KMR-100A coolant supply tube for HSK-tooling D > Page 12	SCHLUESSELHSK100 spanner for coolant tube E > Page 12								
SR1 S10 SW22 COOLCAP®-Screw-On Cap for shrinking Ø 10 F > Page 12	SR1 S12 SW27 COOLCAP®-Screw-On Cap for shrinking Ø 12 G > Page 12	SR1 S16 SW32 COOLCAP®-Screw-On Cap for shrinking Ø 16 H > Page 12	SR1 A10 SW22 COOLCAP®-Screw-On Cap for shrinking Ø 10 I > Page 12	SR1 A12 SW27 COOLCAP®-Screw-On Cap for shrinking Ø 12, J > Page 12								
SR1 A16 SW32 COOLCAP®-Screw-On Cap for shrinking Ø 16 K > Page 12	SR1 ZSW 001 COOLCAP®-applying tool L > Page 13	DMS 3/8 8-60 NM torque wrench 3/8" M > Page 13										

Important: the scope of delivery of each COOLCAP® cooling arbor includes one cap each. When ordering, please always state whether you want a cap for air/MMS or a cap for emulsion/cooling water. Additional caps can be ordered separately. Always tighten and loosen caps only with an application tool or a box wrench!

internal coolant supply
 latest items!

suitable for high-speed machining
 available as long as stock lasts

balance grade
 on request

clamping flat
 stock item, subject to confirmation

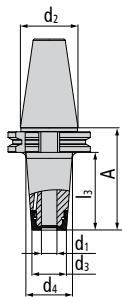
SK 40 DIN 69871AD

for shrinking | CoolCap®

- Steep taper shanks according to DIN 69 871 AD, maximum precision
- fine balanced to G 6.3 gmm at 18,000 rpm
- with internal coolant supply and bore hole for the coolant supply tube
- effective direct cooling for solid carbide end mills because of a ring-shaped cooling jet
- increased process reliability when using milling cutter bodies with indexable inserts in connection with extensions by removing the chips from the cutting area



for shrinking CoolCap®	Catalogue no.		Form/DIN						Accessories		Features	
	d ₁	l ₃	A	d ₃	d ₄	d ₂	l ₂	l ₁				



for diam. 6											
50 06 750 SR1	diam. 6	50	69.1	16.5	24.4	SK 40	DIN 69871 AD	-	-	A, B, G, L, M	
100 06 750 SR1	diam. 6	100	119.1	16.5	32.3	SK 40	DIN 69871 AD	-	-	A, B, G, L, M	

for diam. 8											
50 08 750 SR1	diam. 8	50	69.1	20.5	27.4	SK 40	DIN 69871 AD	-	-	A, C, H, L, M	
100 08 750 SR1	diam. 8	100	119.1	20.5	36.3	SK 40	DIN 69871 AD	-	-	A, C, H, L, M	

for diam. 10											
50 10 750 SR1	diam. 10	50	69.1	22.5	30.4	SK 40	DIN 69871 AD	-	-	A, D, I, L, M	
100 10 750 SR1	diam. 10	100	119.1	22.5	38.3	SK 40	DIN 69871 AD	-	-	A, D, I, L, M	

for diam. 12											
60 12 750 SR1	diam. 12	60	79.1	26.5	36	SK 40	DIN 69871 AD	-	-	A, E, J, L, M	
100 12 750 SR1	diam. 12	100	119.1	26.5	42.3	SK 40	DIN 69871 AD	-	-	A, E, J, L, M	

Accessories				

Important: the scope of delivery of each COOLCAP® cooling arbor includes one cap each. When ordering, please always state whether you want a cap for air/MMS or a cap for emulsion/cooling water. Additional caps can be ordered separately. Always tighten and loosen caps only with an application tool or a box wrench!



SK 40 DIN 69871AD

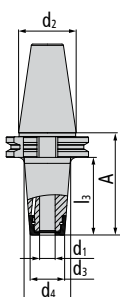
for shrinking | CoolCap®

- Steep taper shanks according to DIN 69 871 AD, maximum precision
- fine balanced to G 6.3 gmm at 18,000 rpm
- with internal coolant supply and bore hole for the coolant supply tube
- effective direct cooling for solid carbide end mills because of a ring-shaped cooling jet
- increased process reliability when using milling cutter bodies with indexable inserts in connection with extensions by removing the chips from the cutting area

2/2

for shrinking | CoolCap®

Catalogue no.	d ₁	l ₃	A	d ₃	d ₄	d ₂	Form/DIN	l ₂	l ₁	Accessories	Features
---------------	----------------	----------------	---	----------------	----------------	----------------	----------	----------------	----------------	-------------	----------



for diam. 16

60 16 750 SR1	diam. 16	60	79.1	31.5	41	SK 40	DIN 69871 AD	-	-	A, F, K, L, M	
100 16 750 SR1	diam. 16	100	119.1	31.5	47.3	SK 40	DIN 69871 AD	-	-	A, F, K, L, M	

Accessories

 KBSK40-69872A retention knob with through hole A > Page 12	 SR1 S06 SW17 COOLCAP®-Screw-On Cap for shrinking Ø 6 B > Page 12	 SR1 S08 SW21 COOLCAP®-Screw-On Cap for shrinking Ø 8 C > Page 12	 SR1 S10 SW22 COOLCAP®-Screw-On Cap for shrinking Ø 10 D > Page 12	 SR1 S12 SW27 COOLCAP®-Screw-On Cap for shrinking Ø 12, E > Page 12
 SR1 S16 SW32 COOLCAP®-Screw-On Cap for shrinking Ø 16 F > Page 12	 SR1 A06 SW17 COOLCAP®-Screw-On Cap for shrinking Ø 6 G > Page 12	 SR1 A08 SW21 COOLCAP®-Screw-On Cap for shrinking Ø 8 H > Page 12	 SR1 A10 SW22 COOLCAP®-Screw-On Cap for shrinking Ø 10 I > Page 12	 SR1 A12 SW27 COOLCAP®-Screw-On Cap for shrinking Ø 12, J > Page 12
 SR1 A16 SW32 COOLCAP®-Screw-On Cap for shrinking Ø 16 K > Page 12	 SR1 ZSW 001 COOLCAP®-applying tool L > Page 13	 DMS 3/8 8-60 NM torque wrench 3/8" M > Page 13		

Important: the scope of delivery of each COOLCAP® cooling arbor includes one cap each. When ordering, please always state whether you want a cap for air/MMS or a cap for emulsion/cooling water. Additional caps can be ordered separately. Always tighten and loosen caps only with an application tool or a box wrench!

internal coolant supply
 latest items!

suitable for high-speed machining
 available as long as stock lasts

balance grade
 on request

clamping flat
 stock item, subject to confirmation

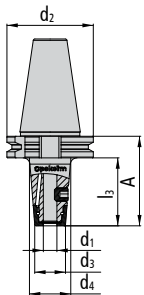
SK 40 DIN 69871AD

for Weldon shank | CoolCap®

- Steep taper shanks according to DIN 69 871 AD, maximum precision
- fine balanced to G 6.3 gmm at 18,000 rpm
- with internal coolant supply and bore hole for the coolant supply tube
- effective direct cooling for solid carbide end mills because of a ring-shaped cooling jet
- increased process reliability when using milling cutter bodies with indexable inserts in connection with extensions by removing the chips from the cutting area



for Weldon shank CoolCap®	Catalogue no.							Form/DIN			Accessories		Features
	d ₁	l ₃	A	d ₃	d ₄	d ₂		l ₂	l ₁				



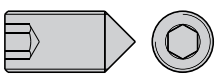
for diam. 10														
50 10 750 SR1 W	diam. 10	50	69.1	22.5	30.4	SK 40	DIN 69871 AD	-	-	C, D, E, H, K, L				
for diam. 12														
60 12 750 SR1 W	diam. 12	60	79.1	26.5	36	SK 40	DIN 69871 AD	-	-	A, D, F, I, K, L				
for diam. 16														
60 16 750 SR1 W	diam. 16	60	79.1	31.5	41	SK 40	DIN 69871 AD	-	-	B, D, G, J, K, L				

Accessories				
 M12X10 screw A > Page 12	 M14X12 screw B > Page 12	 M10X10 screw for reduction sleeve C > Page 12	 KBSK40-69872A retention knob with through hole D > Page 12	 SR1 S10 SW22 COOLCAP®-Screw-On Cap for shrinking Ø 10, E > Page 12
 SR1 S12 SW27 COOLCAP®-Screw-On Cap for shrinking Ø 12 F > Page 12	 SR1 S16 SW32 COOLCAP®-Screw-On Cap for shrinking Ø 16 G > Page 12	 SR1 A10 SW22 COOLCAP®-Screw-On Cap for shrinking Ø 10 H > Page 12	 SR1 A12 SW27 COOLCAP®-Screw-On Cap for shrinking Ø 12 I > Page 12	 SR1 A16 SW32 COOLCAP®-Screw-On Cap for shrinking Ø 16, J > Page 12
 SR1 ZSW 001 COOLCAP®-applying tool K > Page 13	 DMS 3/8 8-60 NM torque wrench 3/8" L > Page 13			

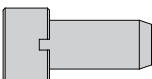
Important: the scope of delivery of each COOLCAP® cooling arbor includes one cap each. When ordering, please always state whether you want a cap for air/MMS or a cap for emulsion/cooling water. Additional caps can be ordered separately. Always tighten and loosen caps only with an application tool or a box wrench!

Accessories	Catalogue no.	Description
-------------	---------------	-------------

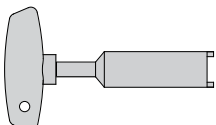
Additional screws and washers | setscrew

	M12X10	screw M 12 L 20	M 12	L 20		
	M14X12	screw M 12 L 20	M 12	L 20		
	M10X10	screw for reduction sleeve M 10 l 140	M 10	l 140		

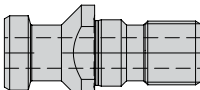
accessories for HSK tooling | Coolant supply tube for HSK tooling

	KMR-63A	coolant supply tube for HSK-tooling for HSK 63 form A + E	for HSK 63	form A + E		
	KMR-100A	coolant supply tube for HSK-tooling for HSK 100 form A	for HSK 100	form A		


accessories for HSK tooling | Spanners for coolant supply tube

	SCHLUESSELHSK63	spanner for coolant tube HSK 63	HSK 63			
	SCHLUESSELHSK100	spanner for coolant tube HSK 100	HSK 100			


Retention knobs without seal ring groove

	KBSK40-69872A	retention knob with through hole SK 40 DIN 69 872 A without sealing ring groove	SK 40	DIN 69 872 A	without sealing ring groove	
---	---------------	---	-------	--------------	-----------------------------	--

CoolCap® | CoolCap® for water / emulsion cooling

	SR1 S06 SW17	COOLCAP®-Screw-On Cap for shrinking Ø 6 for water / emulsion cooling	for water / emulsion cooling			
	SR1 S08 SW21	COOLCAP®-Screw-On Cap for shrinking Ø 8 for water / emulsion cooling	for water / emulsion cooling			
	SR1 S10 SW22	COOLCAP®-Screw-On Cap for shrinking Ø 10 for water / emulsion cooling	for water / emulsion cooling			
	SR1 S12 SW27	COOLCAP®-Screw-On Cap for shrinking Ø 12 for water / emulsion cooling	for water / emulsion cooling			
	SR1 S16 SW32	COOLCAP®-Screw-On Cap for shrinking Ø 16 for water / emulsion cooling	for water / emulsion cooling			


CoolCap® | CoolCap® for air cooling and MQL


	SR1 A06 SW17	COOLCAP®-Screw-On Cap for shrinking Ø 6 for air cooling and MQL	for air cooling and MQL			
	SR1 A08 SW21	COOLCAP®-Screw-On Cap for shrinking Ø 8 for air cooling and MQL	for air cooling and MQL			
	SR1 A10 SW22	COOLCAP®-Screw-On Cap for shrinking Ø 10 for air cooling and MQL	for air cooling and MQL			
	SR1 A12 SW27	COOLCAP®-Screw-On Cap for shrinking Ø 12 for air cooling and MQL	for air cooling and MQL			
	SR1 A16 SW32	COOLCAP®-Screw-On Cap for shrinking Ø 16 for air cooling and MQL	for air cooling and MQL			

Accessories

Catalogue no.


Description

CoolCap® CoolCap® Applying tool						
	SR1 ZSW 001	COOLCAP®-applying tool SR1 universal key	SR1 universal key			

CoolCap® CoolCap® Torque wrench						
	DMS 3/8 8-60 NM	torque wrench 3/8" for SR1 ZSW 001	for SR1 ZSW 001			

Important: the scope of delivery of each **COOLCAP®** cooling arbor includes one cap each. When ordering, please always state whether you want a cap for air/MMS or a cap for emulsion/cooling water. Additional caps can be ordered separately. Always tighten and loosen caps only with an application tool or a box wrench!

THE COOLCAP® APPLICATION TOOL




The **COOLCAP®**- Application tool is for universal use.

One single tool is sufficient for process-reliable attaching and removing all **COOLCAP®**-caps.

That means you profit from minimum stock and the bothersome search for the right box wrench or other suitable tools is eliminated.

The various wrench widths are clearly marked - each appropriate tightening torque is indicated. That makes operating mistakes virtually impossible with the **COOLCAP®** system and guarantees long service lives for the caps.



The operating principle of the **COOLCAP®** application tool

Place the application tool (Catalogue no. SR1 ZSW 001) with the opening that fits the cap as far as possible over the cap hex. Always use the appropriate wrench width.

To fasten the cap, insert the torque wrench (3/8", Catalogue no. DMS 3/8 8-60Nm) into the centre shank of the tool and tighten the cap with the specified torque (direction of rotation: right). The tightening torque always matches the wrench opening width. That simplifies handling.

TECHNICAL ADVICES

Important operating instructions - please comply!

- ⊕ **When shrink gripping and shrink releasing tools, always remove the COOLCAP® system caps**
- ⊕ **Never seal COOLCAP® with additional sealants** such as PTFE thread seal tape or anything similar
- ⊕ **Never use an open-end wrench, pipe wrench or adjustable screw-wrench** to tighten and loosen the caps. The use of unsuitable tools voids the guaranty
- ⊕ **Recommended tightening torques:**

Tool diameter (mm)	Wrench size (mm)	Tightening torque (Nm)
6	17	17
8	21	21
10	22	22
12	27	27
16	32	32

For long service life and process-reliable tightening and loosening of the caps, compliance with the specified tightening torques is mandatory.

NOTE ON BALANCE QUALITY:

For all arbors, the balance quality is

G 6.3 at 18,000 rpm

This value is reliably achieved, even if the **COOLCAP®** caps are repeatedly loosened and replaced.

Furthermore, exchanging the caps between caps for air cooling and caps for emulsion cooling also does not negatively influence the balance quality. That means risk of damage to the machine spindle due to changed balance qualities is generally excluded.



ООО «Венде Групп» Санкт-Петербург, Россия
офис: +7 812 456-72-01
почта: info@vende-group.ru
сайт: www.vende-group.ru

